



Chateau LTE6 ax

A supercharged Chateau LTE6 access point with even faster wireless and an improved CPU.

For mobile network users who need that extra speed and responsiveness of Gen6 ax wireless.



Perfect for large, busy households or medium-sized offices



2.5
GIGABIT
ETHERNET

GEN
6

802.11ax
Wireless



POWERFUL 1.8 GHZ
QUAD-CORE ARM CPU



STRONG DUAL-BAND,
DUAL-CHAIN RADIO
FOR MAXIMUM COVERAGE



FAST AND RESPONSIVE
LTE CATEGORY 6 MODEM



CONTAINER SUPPORT



4X GIGABIT
ETHERNET PORTS



1 GB OF RAM

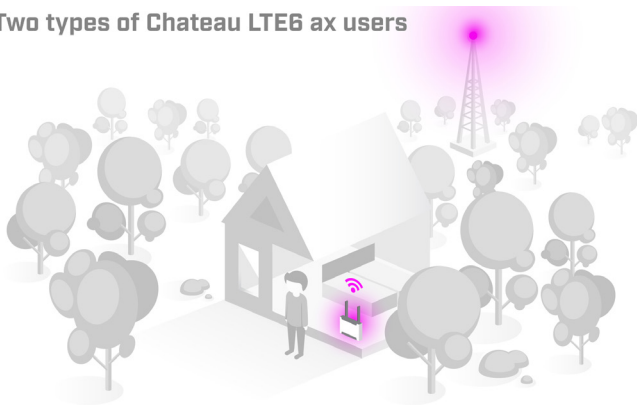
Are you tired of those suspicious, low-quality default routers from your service providers? So many households are switching to mobile internet, but those default routers can really ruin the experience. Not only do they lack features, speed, and power, the designs can get weird with all the black boxes and spiky antennas. That's why we decided to take everything we've learned over the last 20 years of networking excellence and create a **single device that will make most households happy: the MikroTik Chateau**. It features a purposeful balance of **extensive features, accessible pricing, and classy design** that will fit right in.

Chateau is a high-speed, dual-band home access point that adapts to your needs. It features a **powerful quad-core ARM CPU**, a fast, reliable, and responsive **CAT6 LTE modem** for excellent mobile connectivity, and **the most advanced networking software** on the market – RouterOS. But don't worry – it can be as simple or as complex as you want. **Chateau is designed to serve the most diverse user groups:** IT professionals can push it to its limits, regular households can plug it in and forget it exists. With Chateau, you will always have options.

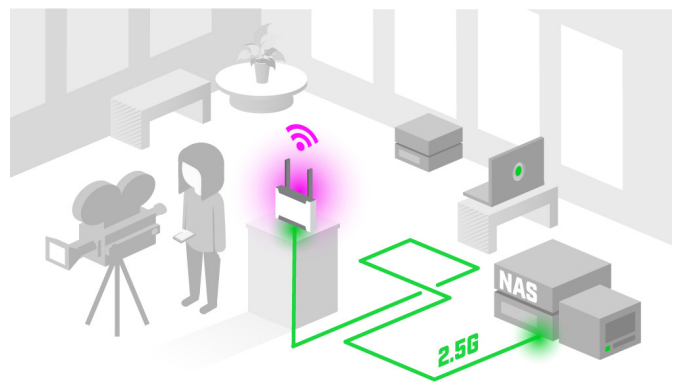


This ax edition of Chateau LTE6 features Gen 6 ax wireless, 2.5G Ethernet, and an improved 1.8 GHz CPU for the most demanding tasks! Run multiple simultaneous secure VPN tunnels in your office, host intricate container projects on your router, or control massive IoT setups – this Chateau can handle anything!

Two types of Chateau LTE6 ax users




Michael travels a lot. He has an ultra-fast ISP connection at home. 2.5 Gigabit Ethernet ports is his main connection. He uses the LTE6 modem on the go – instead of a hotspot.



Cynthia is a video editor. She uses the 2.5 Gigabit Ethernet to reach her NAS server with all the large media files. The LTE6 modem is her main connection to the outside world – with all the messengers, online meetings, and the occasional 4K movie streams.

Compared to the regular Chateau LTE6, this version features a **supercharged quad-core ARM CPU** running at **1.8 GHz**. It can handle even the most complex tasks without breaking a sweat. You can run complex firewall rules, provide encrypted VPN tunnels for an entire office, run the most demanding container apps right on your router, and more! The addition of **2.5 Gigabit Ethernet gives you even more options**. You can use the ultra-fast port to connect extra devices – like a home media server – or use it as your primary ISP connection while keeping the LTE modem for backup.

4x Gigabit Ethernet ports can be useful to connect all your home devices (media servers, PC towers, TV's). You can also keep the LTE as a backup and use the **2.5 Gigabit Ethernet** to connect to a wired ISP for even higher speeds!



Remove the bottleneck in your mobile setup

Do you dream of escaping the hustle and bustle of the city and moving to the countryside? Perhaps you've already made the move but are frustrated by the slow internet speeds. Fear not, because Chateau is here to solve all your connectivity problems.

Many rural households are limited by cheap, featureless LTE routers that simply can't handle the demands of modern internet usage. That's where Chateau comes in. When the leading mobile operator in Latvia – LMT – replaced their previous client routers with Chateau devices, customer satisfaction went through the roof! Same LTE towers, same data plans, and a brand new Chateau – just like that! **What is the point of having brand new phones, excellent LTE coverage, high-end laptops, and so on... if your old router is the bottleneck?**

Wireless signal is now stronger than ever. Due to the Gen 6 **802.11ax** standard, we've seen up to 40% higher speed in the 5 GHz spectrum and up to 90% higher speed in the 2.4 GHz spectrum.

Chateau has two powerful (2x2 MIMO compatible!) integrated antennas, but you can connect two external LTE antennas (not included) for an even stronger signal.



The freedom of LTE

Reach consistent speeds of up to 300 Mbps with carrier aggregation, as CAT6 allows devices to use multiple bands simultaneously. That is a huge advantage in areas with many LTE users. Chateau LTE6 provides better responsiveness in a crowded environment and higher efficiency for weaker signal situations in the countryside. Depending on the service provider, we have seen Internet speed doubling in rural areas after switching to carrier aggregation, so there is no need to wait for cable network expansions.

Perfect for all walks of life

Chateau comes with all the advanced RouterOS features, so you're getting enterprise-level solutions with consumer-grade pricing. Run a secure VPN from the office directly to your home, enable all kinds of parental control, dive deep into specific firewall rules and IPsec hardware acceleration, configure VLANs, set up e-mail or SMS notifications... You can even automate complex trigger notifications. For example: "WARNING, WARNING! Your bandwidth has reached X amount for Y duration!" **If you can imagine it – RouterOS can achieve it.** However, if you don't need all the complex stuff – Chateau can still be your best friend. In fact, this is the **best choice for mobile operators** that don't want their clients to do any configuration. Chateau supports the TR-069 technology that allows creating custom remote client management options. You can have the most straightforward and basic router settings on the same web-page that you are using to pay the mobile bill. And we offer different label or printed branding options on volume orders. Furthermore, we can offer special project pricing and additional discounts for mobile operators to bring the costs down even more!

You don't have to wait for cable network expansion to have fast and steady Internet at home or office. Mobile networks are great. If you're using a Chateau.

• Specifications

Product code	S53UG+5HaxD2HaxD-TC&FG621-EA
CPU	Quad-Core IPQ-6010 1.8 GHz
CPU architecture	ARM 64bit
Size of RAM	1 GB
RAM type	DDR3L
Storage	128 MB, NAND
Number of 1G Ethernet ports	4
Number of 2.5G Ethernet ports	1
Micro SIM slots	1
USB port	1 (2.0 type A)
Switch chip model	IPQ-6010
Wireless interface model	QCN-5022 (2.4 GHz), QCN-5052 (5 GHz)
Wireless	2.4 GHz 802.11b/g/n/ax dual-chain, 5 GHz 802.11a/n/ac/ax dual-chain
Antenna gain	2.4 GHz - 2 dBi, 5 GHz - 4 dBi
LTE category	6 (300Mbit/s Downlink, 50Mbit/s Uplink)
LTE modem	FG621-EA
TAC	86335904
MIMO DL	2x2
MIMO UL	1x1
LTE FDD bands	1 (2100MHz) / 3 (1800MHz) / 5 (850MHz) / 7 (2600MHz) / 8 (900 MHz) / 20 (800MHz) / 28 (700MHz)
LTE TDD bands	38 (2600MHz) / 40 (2300MHz) / 41 (2500MHz)
3G Category	R8 (42.2Mbps Downlink, 11.2Mbps Uplink)
3G Bands	1 (2100MHz) / 3 (1800MHz) / 5 (850MHz) / 8 (900MHz)
Dimensions	240 x 156 x 44 mm
Operating system	RouterOS v7, License level 4
Operating temperature	-40°C to +70°C

• Powering

Number of DC inputs	1
DC jack input Voltage	12-28 V
Power adapter nominal voltage	24 V
Power adapter nominal current	1.2 A
Max power consumption without attachments	13 W
Max power consumption	17 W

• Included parts



24 V 1.2 A
power adapter



UTP Flat
Cable (1.5m)

• Optional



HGO-LTE-W

External LTE antenna for an even stronger LTE signal.
NOT INCLUDED: available for ordering separately!